


















35 SERIES CAMERA WITH HA60&HA35 MOUNTS COMPATIBILITY MATRIX TABLE

				HA60JCBH1	HA60PLMZ	HA60CNMZ	HA60WLMB1	HA60WLMZ	HA35PMC02	HA35PMC03	HA35CLM01	HA35CLM02	HA354SC01
				JUNCTION BOX	POLE MOUNT ADAPTER	CORNER MOUNT ADAPTER	WALL MOUNT BRACKET		CAMERA CAP		PENDANT MOUNT		4S BOX COVER
MODEL	# HOLES	D	PART NUMBER										
		Ø 100mm	HC35W43R3 HC35W45R3 HC35W48R3	✓	✓ +HA60JCBH1 or +HA35PMC03 HA60WLMB1	✓ +HA60JCBH1 or +HA35PMC03 HA60WLMB1	✓ +HA35PMC03		✓	✓ +HA35PMC03	✓ +HA35CLM01 +HA35PMC03		
		Ø 110mm	HC35W43R2 HC35W45R2 HC35W48R2	✓	✓ +HA60JCBH1 or +HA35PMC02 HA60WLMB1	✓ +HA60JCBH1 or +HA35PMC02 HA60WLMB1	✓ +HA35PMC02		✓	✓ +HA35PMC02	✓ +HA35CLM01 +HA35PMC02		✓
		Ø 72mm	HC35WB3R3 HC35WB5R3 HC35WB8R3	✓	✓ +HA60JCBH1	✓ +HA60JCBH1							
		Ø 72mm	HC35WB3R2 HC35WB5R2 HC35WB8R2	✓	✓ +HA60JCBH1	✓ +HA60JCBH1							
		Ø 72mm	HC35WE3R3 HC35WE5R3 HC35WE8R3	✓	✓ +HA60JCBH1 or +HA35PMC03 HA60WLMB1	✓ +HA60JCBH1 or +HA35PMC03 HA60WLMB1	✓ +HA35PMC03		✓	✓ +HA35PMC03	✓ +HA35CLM01		
		Ø 86mm	HC35WE3R2 HC35WE5R2 HC35WE8R2	✓	✓ +HA60JCBH1 or +HA35PMC02 HA60WLMB1	✓ +HA60JCBH1 or +HA35PMC02 HA60WLMB1	✓ +HA35PMC02		✓	✓ +HA35PMC02	✓ +HA35CLM01		
		Ø 84mm	HC35W25R3	✓	✓ +HA60JCBH1	✓ +HA60JCBH1							
			HC35W22R25 HC35W25R30		✓ +HA60WLMZ	✓ +HA60WLMZ	✓						